

OIDB ACTIVITIES AT A GLANCE

2015-16
(January-March)



Oil Industry Development Board

Ministry of Petroleum & Natural Gas
Government of India

OIDB ACTIVITIES AT A GLANCE

Oil Industry Development Board (OIDB) came into existence in 1975 after the enactment of Oil Industry (Development) Act 1974. The Board is mandated under the said Act to provide assistance by way of making grants or advancing loans, providing guarantees on loans and deferred payments of oil industrial concerns, underwriting or subscribing to the stock, shares, bonds and debentures of oil industrial concerns. The assistance is provided by the Board for undertaking the following activities:-

- a) Prospecting for an exploration of mineral oil within India (including the continental shelf thereof) or outside India;
- b) The establishment of facilities for production, handling, storage and transport of crude oil;
- c) Refining and marketing of petroleum and petroleum products;
- d) The manufacture and marketing of petrochemicals and fertilizers;
- e) Scientific, technological and economic research which could be, directly or indirectly, useful to oil industry;
- f) Experimental or pilot studies in any field of oil industry;
- g) Training of personnel, whether in India or outside, engaged or to be engaged in any field of oil industry and such other measures as may be prescribed.

In pursuance of its mandate, OIDB has been providing assistance through Grants to the five

regular grantee institutions namely Directorate General of Hydrocarbons (DGH), Oil Industry Safety Directorate (OISD), Centre for High Technology (CHT), Petroleum Conservation Research Association (PCRA) and Petroleum Planning and Analysis Cell (PPAC). To promote R&D in the oil sector, OIDB has also provided financial assistance from time to time to various projects of Indian Institute of Petroleum, Dehradun, National Geophysical Research Institute, Hyderabad, IIT Mumbai, Birla Institute of Technology, Ranchi, Central Institute of Plastic Engineering and Technology Chennai, Bharatidasan University, Tamilnadu, IOCL (R&D), NGHP projects and projects of Government of Rajasthan. The Board is also providing capital grant to Rajiv Gandhi Institute of Petroleum Technology (RGIPT) to meet its capital expenditure on the projects being carried out at Sivasagar, Assam and Jaes, Rae Bareilly. Since 1975-76 OIDB has disbursed a cumulative grant of Rs.2607.76 crore till 31.3.2016 which includes grant of Rs.275.24 crore disbursed during the FY-2015-16.

OIDB has been providing loan assistances to oil PSUs ever since its creation in 1974-75 and disbursed a cumulative loan of Rs.40286.24 crore till 31-03-2016 to Oil PSUs which includes loan of Rs.1914.48 crore disbursed during the FY-2015-16. Gas Authority of India Ltd (GAIL) Indian Oil Corporation (IOC), Mangalore Refineries Petrochemicals Ltd (MRPL), Brahmaputra Crackers Polymers Limited (BCPL), Bharat Petroleum Corporation Ltd (BPCL), Chennai Petrochemicals Corporation Ltd. (CPCL) and Hindustan Petroleum Corporation Ltd (HPCL) are the major

beneficiaries of the loan disbursed by OI​DB. The loan has been primarily utilized to fund gas and oil pipeline projects, setting up of new refineries and quality improvement of existing refineries, single point mooring projects and city gas distribution projects etc.

To ensure energy security, the Government of India had decided to set up 5 million metric tons (MMT) of strategic crude oil storages at three locations namely, Visakhapatnam, Mangalore and Padur (near Udupi). These strategic storages would be in addition to the existing storages of crude oil and petroleum products with the oil companies and would serve as a cushion in response to external supply disruptions. The construction of the strategic crude oil storage facilities is being managed by Indian Strategic Petroleum Reserves Limited (ISPRL), a Special Purpose Vehicle, which is a wholly owned subsidiary of Oil Industry Development Board (OI​DB). As against the approved equity contribution of Rs.3832.56 crore, OI​DB has participated its equity contribution of Rs.3456.78 crore till 31-03-2016 to ISPRL. Besides, OI​DB has also made an equity investment of Rs.50.34 crores in M/s Bieco Lawrie Ltd. – a PSU under Ministry of Petroleum and Natural Gas.

Besides, OI​DB has also contributed Rs.40.00 crore towards Hydrogen Corpus Fund (HCF), which was created by Ministry of Petroleum and Natural Gas, Government of India to promote use of hydrogen as auto fuel. The total corpus of the fund is Rs.100 crore, which is shared by OI​DB and Oil PSUs in the ratio of 40:60. The approved eight projects under HCF have been completed at a cost of Rs.27.00 crore.

OI​DB is instrumental in setting up of Hydrocarbon Sector Skill Council (HSSC) along

with Petrofed. HSSC has the vision to meet diverse skill requirements of the Hydrocarbon Industry and enhancing employability and opportunities, locally and globally.

OI​DB also administers OI​DB Relief Trust, which was created by Ministry of Petroleum and Natural Gas on 9.7.2000. About Rs.15.00 crore has been released from the Trust account since its creation in 2001-02 of which Rs.1.00 crore released during the FY-2015-16 to Ministry of Human Resource for funding girls toilets. The fund from the Trust account has been primarily used for reimbursement of cost of diesel used in transportation of drinking water to the drought affected areas and for undertaking other welfare activities. Contributions have also been made to PM National Relief Fund and to Chief Minister Relief Fund, Uttarakhand.

BASIC PETROLEUM STATISTICS

S. No.	Particulars	Unit/BASE	2013-14	2014-15	2015-16 (P)
1	CRUDE OIL PRODUCTION IN INDIA	MMT	37.8	37.5	36.9
2	PRODUCTION OF PETROLEUM PRODUCT IN INDIA	MMT	220.3	220.7	230.7
3	CONSUMPTION OF PETROLEUM PRODUCTS IN INDIA	MMT	158.4	165.5	183.5
4	NATURAL GAS (Gross Production)	MMSCM	35407	33657	32249
5	NATURAL GAS (Net Production excluding gas flare)	MMSCM	34574	32693	31138
6.	AVERAGE CRUDE OIL PRICES	USD/BBL	105.52	84.16	46.17
7	IMPORTS & EXPORTS :				
	CRUDE OIL (IMPORTS)	\$ Billion	143.0	189.4	202.1
	PETROLEUM PRODUCTS- (IMPORTS)	\$ Billion	12.3	12.1	10.0
	PETROLEUM IMPORTS (CRUDE +POL PRODUCTS)	\$ Billion	155.2	124.9	74.4
	PETROLEUM PRODUCT EXPORTS	\$ Billion	60.7	47.3	27.4
8	GROSS PETROLEUM IMPORTS AS % OF INDIA'S GROSS IMPORTS IN VALUE TERMS	%	34.5	27.9	19.6
9	GROSS PETROLEUM EXPORTS AS % OF INDIA'S GROSS EXPORTS IN VALUE TERMS	%	19.3	15.2	10.5
10	IMPORT DEPENDENCY (Based on consumption)	%	77.6	78.5	80.8
11	FDI INFLOW IN PETROLEUM AND NATURAL GAS	USD	112.23	1075.42	N/A*

Source : Ministry of Petroleum & Natural Gas, PPAC

OIDB CORPUS W.E.F. 1974-75 TO 2015-16

Rs. in crore

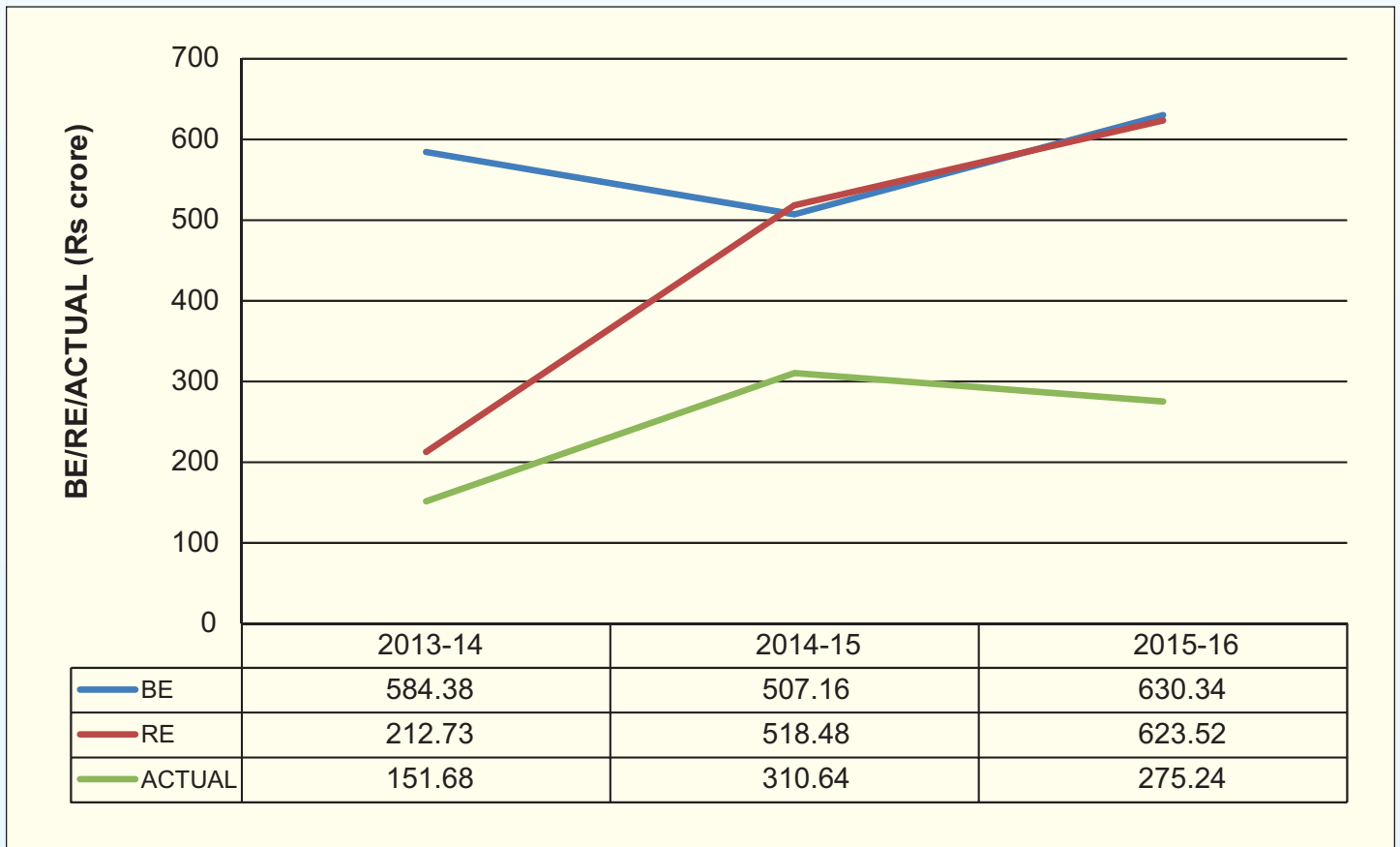
Year	Collection of cess on crude oil by Govt.	Payment made to OI DB by Govt.	Loan disbursed by OI DB	Grant disbursed by OI DB	Accretion to OI D Fund
1974-75	30.82	16.01	16.00	-	-
1975-76	50.05	62.27	61.63	0.20	2.03
1976-77	52.88	48.19	51.69	0.25	5.32
1977-78	63.72	50.10	54.67	0.20	8.59
1978-79	68.89	20.00	26.11	1.20	9.76
1979-80	69.70	140.00	165.56	0.22	16.75
1980-81	60.40	25.01	91.51	1.04	34.78
1981-82	138.97	142.92	187.90	1.59	41.03
1982-83	268.83	100.00	235.44	0.46	59.30
1983-84	812.80	-	124.87	1.01	47.00
1984-85	850.12	-	233.20	4.89	82.41
1985-86	897.66	-	70.97	7.36	97.55
1986-87	981.50	-	165.04	9.52	103.54
1987-88	1806.60	-	242.01	5.42	108.48
1988-89	2013.64	63.09	260.39	11.37	121.55
1989-90	2914.57	50.00	241.09	8.64	129.31
1990-91	2785.15	89.81	294.94	6.52	259.03
1991-92	2500.64	95.00	1029.83	9.71	287.32
1992-93	2207.61	-	706.20	11.29	267.30
1993-94	2175.46	-	915.82	12.22	396.51
1994-95	2566.16	-	276.27	26.15	319.49
1995-96	2819.52	-	822.38	27.29	395.50
1996-97	2558.03	-	1428.21	44.24	494.98
1997-98	2528.74	-	1513.65	37.80	510.55
1998-99	2448.18	-	1107.15	51.24	544.82
1999-00	2589.44	-	980.32	45.41	615.52
2000-01	2582.21	-	1144.83	57.15	565.01
2001-02	2722.79	-	1504.25	96.51	613.85
2002-03	4873.17	-	1790.50	123.07	355.61
2003-04	4919.49	-	520.00	77.21	247.36
2004-05	5033.97	-	2211.83	75.18	251.17
2005-06	4857.58	-	760.00	89.51	348.61
2006-07	6875.53	-	1827.90	211.45	509.17
2007-08	6854.00	-	1982.10	105.80	349.61
2008-09	6680.94	-	3043.00	135.94	367.68
2009-10	6637.13	-	2779.00	151.59	347.21
2010-11	7671.44	-	1388.41	128.77	329.83
2011-12	8065.46	-	1862.59	140.32	323.36
2012-13	14473.16	-	2307.00	152.46	267.36
2013-14	14542.38	-	2487.65	151.68	252.85
2014-15	14677.24	-	1459.85	310.64	231.40
2015-16	10992.23*	-	1914.48	275.24	N/A**
Total	158718.80	902.40	40286.24	2607.76	10318.50

*till December, 2015. **Accounts are yet to be finalized.

GRANTS BUDGETED AND RELEASED (DURING FY-2013-14 to 2015-16)

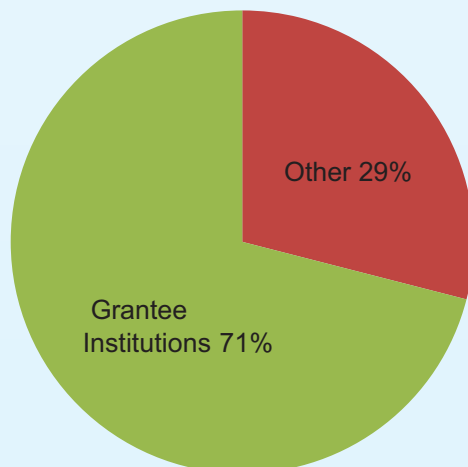
Name of the Grantee Institutes	2013-14			2014-15			2015-16		
	BE	RE	Actual	BE	RE	Actual	BE	RE	Actual
Rs. in crore									
DGH	110.88	61.25	39.62	124.00	155.76	137.95	257.99	134.15	121.52
PCRA	58.31	58.31	41.54	44.71	44.71	40.86	71.07	47.13	41.13
CHT	17.57	22.2	18.45	15.62	22.25	10.39	31.02	20.14	19.59
PPAC	15.59	15.32	14.36	18.63	22.69	16.25	10.04	19.63	17.76
OISD	16.7	14.07	13.74	16.00	14.84	14.82	15.55	16.18	15.05
Total (A)	219.05	171.15	127.71	218.96	260.25	220.27	394.67	237.23	215.05
Research & Development									
NGRI, Hyderabad	0.27	0.00	0.00	0.27	0.07	0.00	0.00	0.10	0.00
Coal Bed Methane, Govt. Of Rajasthan	2.22	0.5	0.00	4.30	0.83	0.83	0.00	0.00.	0.00
Birla Institute of Technology Ranchi	0.39	0.00	0.00	0.39	0.00	0.00	0.00	0.00.	0.00
IIT, Mumbai	0.00	0.06	0.06	0.18	0.00	0.00	0.00	0.00.	0.00
IIP Dehradun	1.61	0.00	0.00	0.00	0.90	0.00	0.00	0.00.	0.00
CIPET, Guindy, Chennai	0.10	0.00	0.00	0.10	0.00	0.00	0.00	0.00.	0.00
IOCL, R&D Centre	0.09	0.00	0.00	0.09	0.00	0.00	0.00	0.00.	0.00
National Gas Hydrate Programme	300.00	1.49	0.23	162.96	152.00	0.31	158.48	309.23	1.05
Demonstration INDAdapt Technology, Guwahati Refinery	13.37	2.53	0.00	17.00	9.09	3.70	43.50	49.32	38.50
Total (B)	318.05	4.58	0.29	185.29	162.89	4.84	201.98	358.65	39.55
OTHER GRANTS									
Sectoral Innovation Council for P&NG Sector	1.00	0.00	0.00	1.00	0.00	0.00	0.00	0.00.	0.00
RGIPT Rai-Bareilly	40.00	37.00	23.68	98.63	92.47	85.53	13.69	20.64	20.64
RGIPT Assam centre		0.00	0.00	0.00	0.00	0.00	20.00	7.00	0.00
Distribution of Smart Card for PDS/Kerosene and Domestic LPG by OMC's	3.28	0.00	0.00	3.28	2.32	0.00	0.00	0.00.	0.00
DFR/PFR for Strategic Storage of Crude Oil	3.00	0.00	0.00	0.00	0.55	0.00	0.00	0.00.	0.00
Total (C)	47.28	37.00	23.68	102.91	95.34	85.53	33.69	27.64	20.64
Grand Total (A+B+C)	584.38	212.73	151.68	507.16	518.48	310.64	630.34	623.52	275.24

TOTAL GRANT –ALLOCATIONS AND ACTUALS

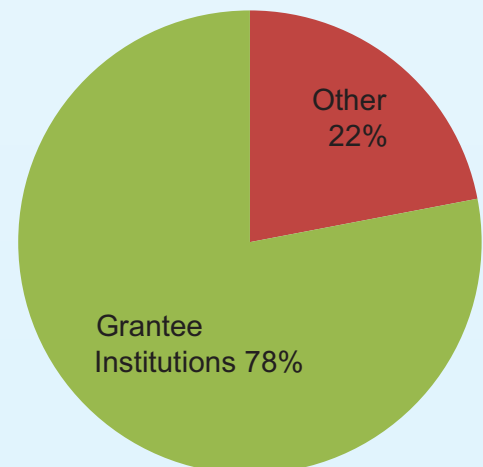


COMPOSITION OF GRANTS

F.Y.-2014-15

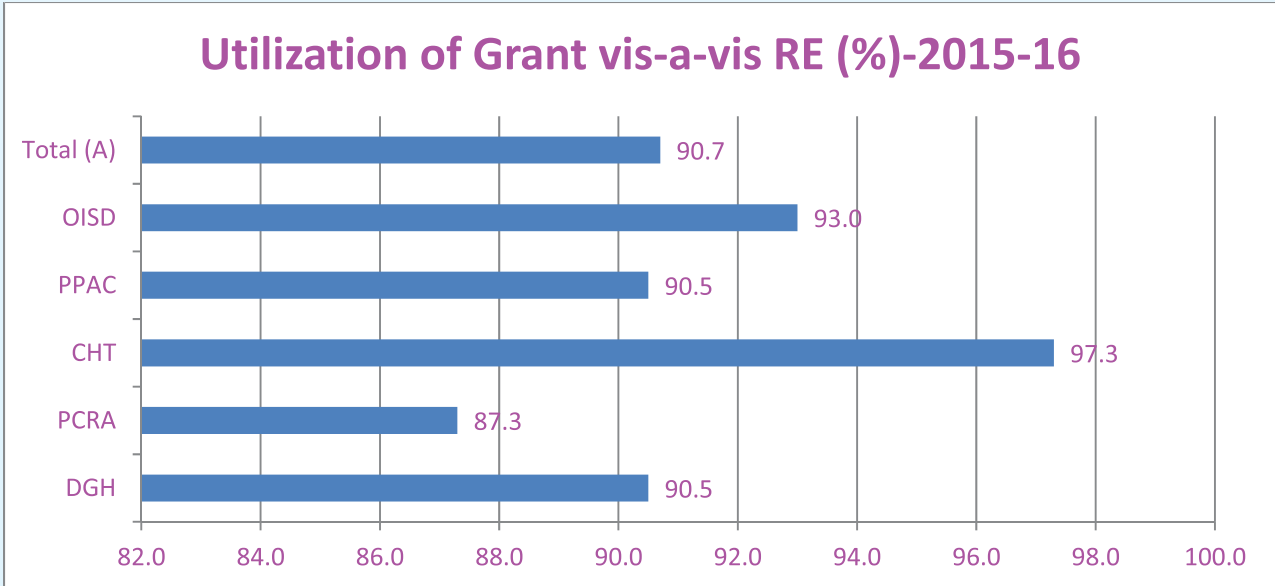
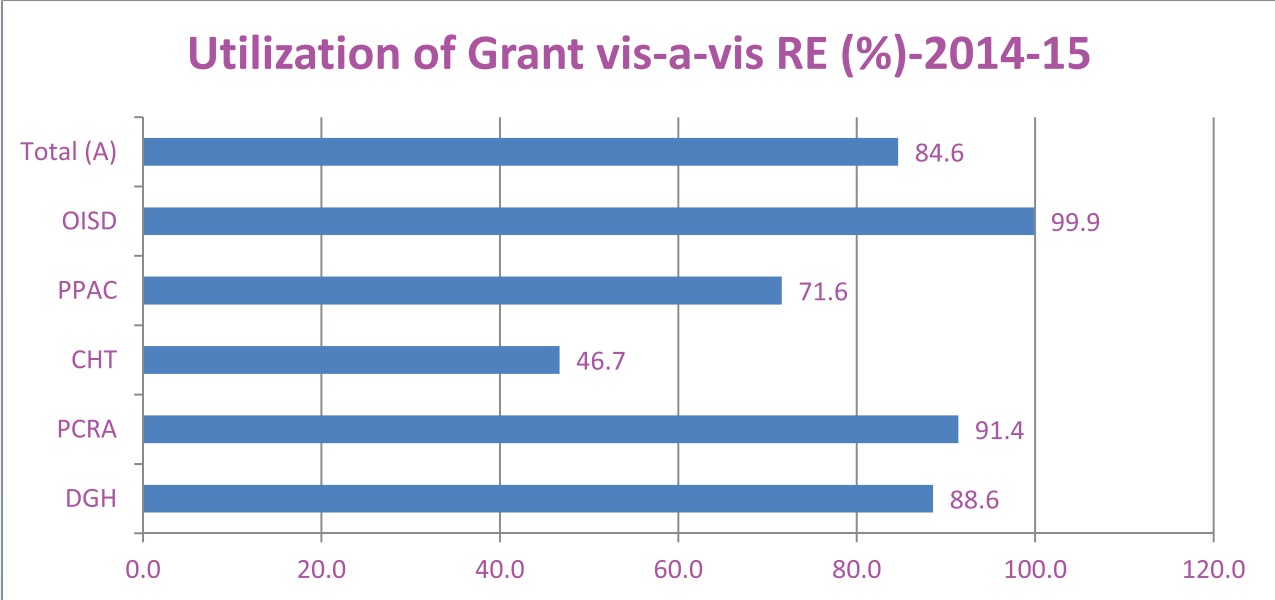
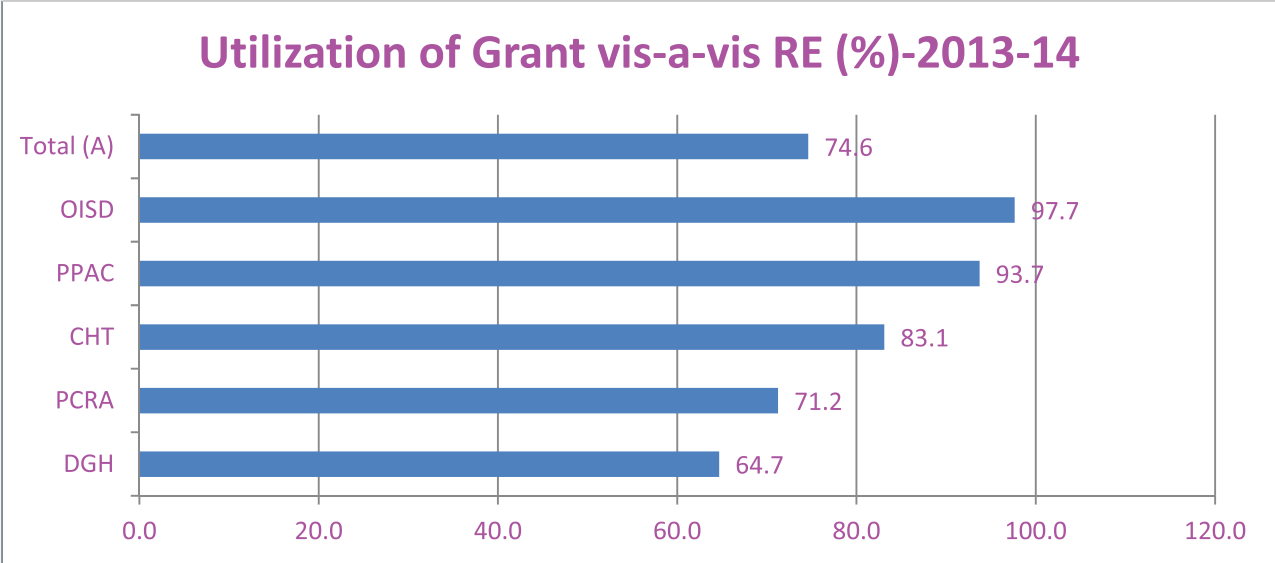


F.Y.-2015-16



Others primarily include assistance to RGIPT

ACTUAL UTILISATION OF GRANTS VIS-A-VIS BUDGET (RE)

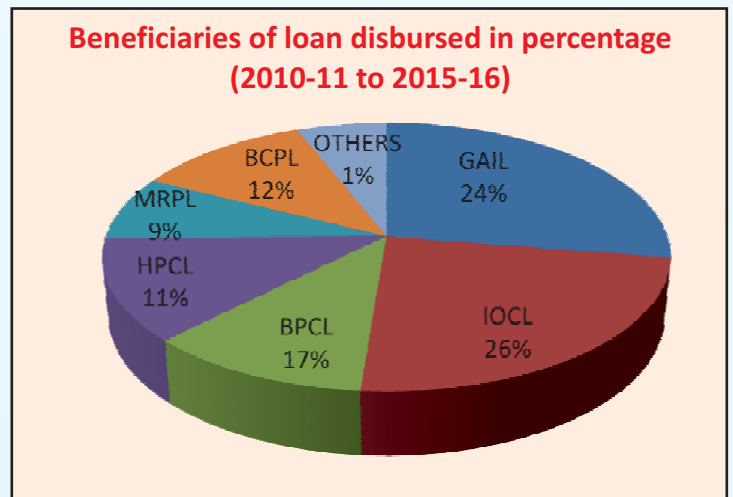
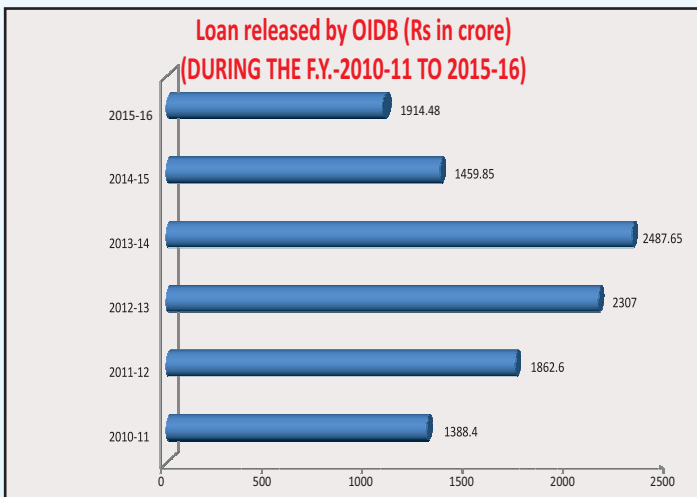


LOAN DISBURSED BY OIDB
(DURING THE FY 2010-11 TO 2015-16)

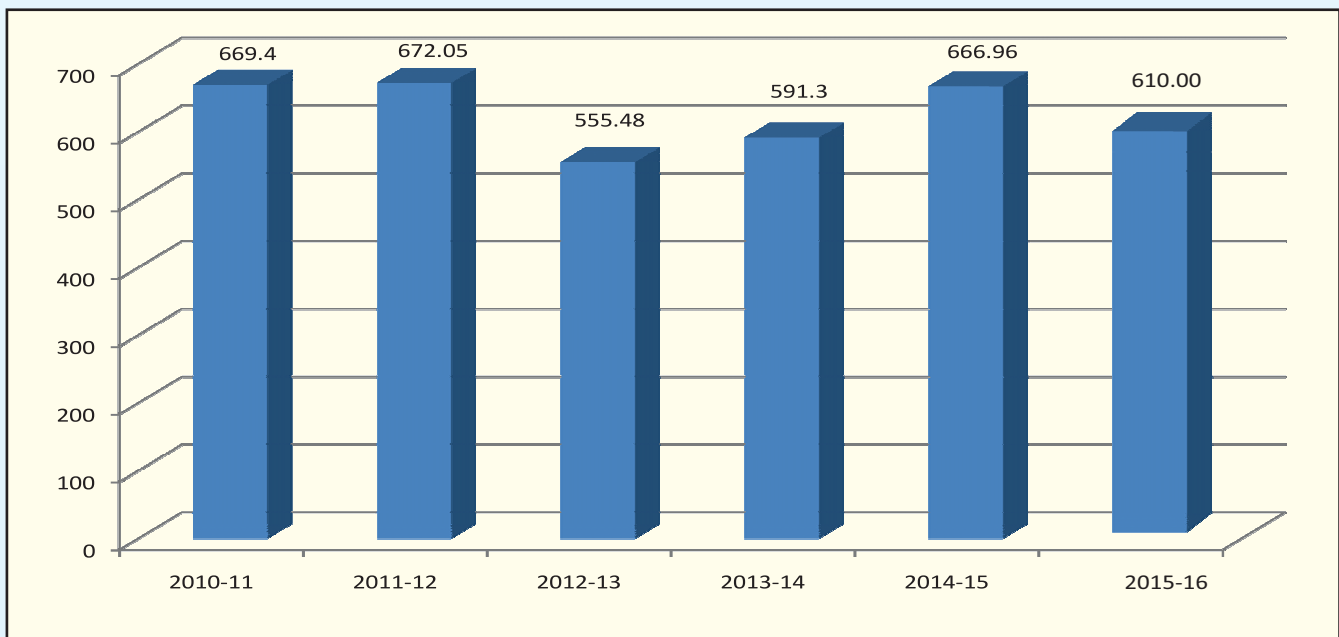
(Rs. in crore)

F.Y.	GAIL	IOCL	HPCL	BPCL	BCPL	GAIL GAS	MRPL	OTH.*	TOTAL
2010-11	484.00	105.00	300.00	77.00	283.00	74.41	0.00	65.00	1388.41
2011-12	675.00	100.00	500.00	100.00	44.00	43.59	400.00	0.00	1862.59
2012-13	490.00	1050.00	0.00	97.00	250.00	20.00	400.00	0.00	2307.00
2013-14	975.00	572.00	138.00	0.00	435.00	25.65	300.00	42.00	2487.65
2014-15	0.00	420.00	120.00	907.50	0.00	12.35	0.00	0.00	1459.85
2015-16	0.00	711.25	124.75	744.25	298.00	24.23	0.00	12.00	1914.48
Total	2624.00	2958.25	1182.75	1925.75	1310.00	200.23	1100.00	119.00	11419.98

*NRL, CPCL & Biecco Lawrie Ltd.



Interest Income on Loans (Rs in crore)



**THE LIST OF PROJECTS FINANCED THROUGH OIDB LOAN
(DURING FY- 2010-11 to 2015-16)**

Name of Organization	Name of Projects
GAIL (India) Limited	<ol style="list-style-type: none"> 1. Expansion of Dahej-Vijaypur Pipeline Project. 2. Expansion of Pata Petrochemical Plant. 3. Kochi-Kanjirkkod-Bangalore-Mangalore Pipeline. 4. Dhabol-Bangalore Pipeline. 5. Petrochemical complex-II Project Vijaypur&Pata. 6. Kochi-Kanjirkkod-Bangalore-MangalorePipeline.
IOCL	<ol style="list-style-type: none"> 7. MS Quality Improvement- Guwahati Refinery, 8. MS Quality Improvement – Digboi Refinery. 9. Paradip Refinery, Abhayachandrapur. 10. Revamp of Fluidized Catalytic Cracking Unit (FCCU), Mathura Refinery. 11. Butadiene Extraction Unit, Panipat Refinery. 12. Paradip Refinery Project. 13. Paradip Raipur Ranchi Product Pipeline. 14. Debottlenecking of SMPL. 15. Paradip Haldia Durgapur LPG Pipeline.
HPCL	<ol style="list-style-type: none"> 16. Single Point Mooring Project. 17. Diesel Hydro-treater at Mumbai Refinery. 18. Diesel Hydro-treater at Visakh refinery. 19. LPG Pipeline from BPCL Uran to Chakan (Pune). 20. Rewari Mathura Kanpur Pipeline. 21. Awa Salawas Pipeline. 22. Mangalore Bangalore LPG Pipeline. 23. LPG Pipeline from Uran to Chakan. 24. Rewari Kanpur Product pipeline.
BPCL	<ol style="list-style-type: none"> 25. Continuous Catalytic Regeneration Reformer – Mumbai Refinery, 26. Setting up new continuous catalytic regeneration reformer (CCR) at Mumbai, 27. Integrated Refinery Expansion Project Kochi, 28. CDU/VDU Project Mumbai, 29. Kota Jobner Pipeline.
NRL	<ol style="list-style-type: none"> 30. Diesel Quality Upgradation Project, 31. Wax Project.
BCPL	<ol style="list-style-type: none"> 32. Brahmaputra Cracker and Polymer Project (Assam Gas Cracker Project),
MRPL	<ol style="list-style-type: none"> 33. Single Point Mooring Project, 34. Phase-III Refinery Project,
GAIL Gas Limited	<ol style="list-style-type: none"> 35. City gas distribution project in 4 cities Dewas, Kota, Meerut and Sonipat, 36. City gas distribution project in the Geographical area of Taj Trapezium Zone.

EQUITY INVESTMENT

(A) Equity in ISPRL		(Amount in Rs.)
Equity Approved by Govt. (in Rs.)		3832,56,00,000
Financial Year		Equity Released
2005-06		4,33,00,000
2006-07		32,53,28,453
2007-08		63,26,16,099
2008-09		193,29,90,214
2009-10		226,21,99,208
2010-11		442,35,41,829
2011-12		570,12,04,367
2012-13		811,54,79,687
2013-14		548,00,29,375
2014-15		323,91,43,775
2015-16		241,19,43,775
Total		3456,77,76,782
(B) Equity in M/s Biecco Lawrie Ltd.		
1994-95		17,58,00,000
2011-12		32,75,85,000
Total		50,33,85,000
GRAND TOTAL (A+B)		3507,11,61,782

OIDB RELIEF TRUST

Financial Year	Amount Released (in Rs.)
2001-02	-
2002-03	-
2003-04	-
2004-05	5,00,50,000
2005-06	44,62,000
2006-07	77,00,000
2007-08	99,58,000
2008-09	1,36,31,968
2009-10	53,63,825
2010-11	73,68,408
2011-12	1,80,62,212
2012-13	18,10,973
2013-14	2,13,50,000
2014-15	-
2015-16	1,00,00,000
Total	14,97,57,386

STATUS OF HYDROGEN PROJECTS UNDER HYDROGEN CORPUS FUND

(DURING FY-2007-08 TO 2015-16)

(Rs. in lakh)

S. No.	Project Title	Project Cost	Project executed by	Status of the project	Actual cost of project
1	Setting up of HCNG dispensing station at IOCL COCO, Dwarka, New Delhi	249.00	IOC (R&D)	Completed in 2011	249.00
2	Demonstration project on use of Hydrogen CNG blends in Automotive vehicles	1105.00	IOC (R&D)	Completed in Sept., 2015	642.60
3	H ₂ production from Natural Gas by Catalytic decomposition	51.00	HPCL & IIT-Delhi	Completed in Sept., 2013	43.99
4	H ₂ generation from water by Thermo-Chemical process	1240.00	ONGC Energy Centre	Completed in Sept., 2015	1215.95
5	Design & Construction of Metal-Organic Framework Materials for H ₂ storage	77.95	HPCL & Gitam University	Completed in Sept., 2013	75.72
6	An Integrated approach for bio hydrogen production through combined dark and photo fermentative process	141.63	HPCL & TERI	Completed in March, 2014	141.63
7	Hybrid-Sorption Enhanced Steam Reforming for the production of Hydrogen from Natural Gas	415.00	BPCL (R&D)	Completed in April, 2014	303.82
8	Development of Large Scale Photo-catalytic process using Modular reactors for H ₂ production by dissociation of water / H ₂ S utilizing Solar energy	70.62	IOC (R&D) & IT-BHU	Completed in April, 2015	28.24
	Total	3350.20			2700.94

IN FOCUS – HYDROCARBON SECTOR SKILL COUNCIL FOR OIL & GAS SECTOR

Chairman, Oil Industry Development Board during the 86th Board meeting of Oil Industry Development Board on 4th September, 2013 raised the need for Skill Development Council for oil and gas sector. In pursuance to the deliberation of this meeting followed by a decision taken in a meeting held under the Chairmanship of Secretary, MoP&NG, Hydrocarbon Sector Skill Council (HSSC) is being formed to cater to the requirement of Hydrocarbon Sector, for which an MOU between OIDB and PETROFED was signed on 31.01.2014. A joint application was filed with the National Skill Development Corporation (NSDC) on 31.01.2014.

OIDB is the nodal agency, along with Petrofed, for setting up of HSSC with assistance from the Industry Team, comprising members from both PSU & Private Companies. The promoters of HSSC consists of OIDB, PETROFED, MOP&NG alongwith representation from Industry, Academic Institutions viz. ONGC, Oil India Ltd., Reliance Industries Ltd., Cairn India Ltd., GAIL, IOCL, BPCL, HPCL,MRPL, EIL, RGIPT etc.

The objective of HSSC is to provide short term training (not exceeding 6 months) for persons/workmen, who possess the minimum essential qualification (e.g. certificate from ITI) required by the Oil and Gas Industry. Initially 134 trades covering entire hydrocarbon sector has been identified for training. The projected training plan for certification based skill development programmes envisage training of 19,50,000 workmen in the next 10 years.

The proposal of HSSC was approved in a meeting of National Skills Qualifications Committee (NSQC) held on 17.12.2014. NSDC has also conveyed their approval for grant of Rs.5.00 crore to HSSC.

The Industry Group in consultation with their legal wings had prepared draft MoA and Rules for the proposed HSSC Society, which were finally approved by OI Board in its 90th Board meeting of OI Board held on 16.09.2015.

The preliminary process of setting up the HSSC has been completed and the application for registration of HSSC as a Society has been filed with Registrar of Societies, New Delhi on 5.11.2015, which is awaited. The HSSC will be operational as and when the registration is confirmed by the Registrar of Societies.



Oil Industry Development Board

Ministry of Petroleum & Natural Gas

Government of India

Registered Office : 301, World Trade Centre, 3rd Floor, Babar Road, New Delhi-11001

Corporate Office : OI Board, Bhawan, "C" Block, Plot No.2, Sector-73, Noida-201301, U.P.

Visit Oil Industry Development Board website "<http://oidb.gov.in>"